



SWIMLIFE

SWIMSPAS

FOR AN EXTRAORDINARY LIFE

Your SwimLife™ Starts Now.



www.swimlifewimspas.com



Your Style. Your Swim spa.

SwimLife™ Swim Spas are ideal to get in shape or keep fit in the comfort of your home. They are easy to install, require minimal maintenance, and can be used all year long! Three collections have been designed to meet different user requirements: SwimFun a compact versatile swim spa full of life. SwimFit, ideal for families. SwimExpert, for very demanding users looking for professional performance.



Designed to offer the ultimate benefits of a swim spa: you will never have to turn, touch the walls or push yourself forward! The large swim area inside offers you optimal swimming conditions suitable for any fitness level. The large inside and the non-slip base are also perfect for aquatic fitness. Thanks to the current that can be adjusted to suit the desired intensity of your session, it's ideal for training. Our swim spa is safe and a great environment to teach children how to swim.

Life is not about
finding oneself.



A photograph of a hot tub on a wooden deck. The hot tub is in the foreground, filled with blue water. To the right of the hot tub are two dark blue wicker chairs with blue cushions and a matching ottoman. The deck is bordered by a wooden railing with black metal balusters. In the background, there is a green golf course and trees with bright yellow autumn leaves. The sun is shining through the trees, creating a warm, golden light.

It's about
creating yourself.



SwimFit

Fit for life's experiences.

The Ideal Universal Aquatic Gym.

With a generous streamlined swim tank and a flat ergonomically designed anti-slip floor, that allows for a variety of fitness exercises. Creating the ideal training environment with a fully adjustable current, you can control your workout intensity. Additionally, the swim spa is a safe and easy environment in which to teach your children how to swim.



SwimBoost Pump Design

- One 5hp SwimBoost pump in North America. One 4hp SwimBoost pump in Europe
- Producing up to 360 US Gal. / 1,362 Liters per minute
- One 3hp buoyancy pump



AquaFlex Jet Technology

- Two AquaFlex swim jets
- Oval design flattens the water for a smoother swim



Variable Current

- JetFlex swim system
- 3.5 mph / 5 kph
- Adjustable speed
- Vary flow of water and adjust the intensity

AquaChannel Shell Design

- No reflective wave
- Keeps swimmer in swim lane
- Largest unobstructed swim tank
- Stabilization hip jets



FORM® Swim Goggles*

- The Fitness Coach that swims with you.
- Optical display showing time, distance and pace.
- Real time metrics.
- Measure, track & customize your workouts on the app.

* Optional.



SwimExpert

Bringing your swim to life.

Experience an Extraordinary Swim.

Designed to bring your swim to life with proven technology, imagine never having to turn, touch or push off from any wall. The swim current is as natural as nature itself and provides you the ability to focus on your stroke and enjoy the fluidity of the swim current adjusted to your personal swim level.



SwimLife Swim Spas collaborated with swimmer Ed Baxter from Great Britain, enabling him to train at home for Tokyo 2021 in his new Swim Expert Swim Spa.



SwimBoost Pump Design

- Two 5hp SwimBoost pumps in North America. Two 4hp SwimBoost pumps in Europe
- Producing up to 720 US Gal. / 2,725 Liters per minute
- One 3hp buoyancy pump

AquaCurrent® Jet Technology

- Two patented AquaCurrent® swim jets
- AquaBlades shred the vortex created by the pump
- Wider, deeper and smoother current than any other system on the market
- Buoyancy jet backlit to light the swim current





WaveRider Current Control

- 0 - 6.2 mph / 0 - 10 kph
- Allows the user to vary the flow at the touch of a button
- Adjustable to the level of the swimmer from novice to triathlete
- WaveRider standard on all SwimExperts



SwimChannel Shell Design

- No reflective wave
- Keeps swimmer in swim lane
- Largest unobstructed swim tank
- Stabilization hip jets



FORM® Swim Goggles*

- The Fitness Coach that swims with you.
- Optical display showing time, distance and pace.
- Real time metrics.
- Measure, track & customize your workouts on the app.

* Optional.

Enjoy Life.

SwimLife™ is all about changing how the industry sells and promotes swim spas. Determined to improve the lives of our customers with the promise of leading edge technology and offering a different approach to owning a SwimLife™ Swim Spa. We want to be seen as the brand spearheading innovations in swim spa technology, like our hydraulically balanced plumbing ensures the correct water pressure to the hydrotherapy jets or the WaveRider control. This offers the user finger tip control of the swim current from inside the swim area. Swimlife™ is in the swim spa business for life and the only way to ensure success is to innovate, design, and produce the highest quality swim spas possible.





SwimLife's Aquatic Cross Training Programs

Brings the traditional gym workout into the backyard with the added benefits of water. These are low impact aquatic exercises that will deliver a big difference in your overall fitness. Exercises using water pressure in a swim spa puts less strain on your heart by moving blood around your entire body.



1) WORKOUT IN THE CONVENIENCE OF YOUR OWN HOME

- You choose when to workout.
- Easy to use
 - No complicated machinery.
- Work out with privacy.



2) LOW IMPACT - HIGH INTENSITY TRAINING. EASY ON YOUR BODY

- Strengthen your muscles.
- Improve Cardio Fitness.
- Doesn't subject your body to the wear and tear of high impact.



3) MADE TO MEASURE FITNESS:

- From beginner to advanced
- 3 Ready made programs for you to try.
- Training Guide included with every swim spa.



4) PROGRAMMABLE: A TRUE FULL BODY WORKOUT

- Provides Equal resistance through a full range of motion.
- Helps balance out muscle groups.



5) EASY TO USE: BUILT IN TREADMILL TECHNOLOGY

- Ability to change speed at the touch of a button.
- High intensity training in a low impact environment.
- Workout against the current.



Massage

The Swimlife™ Swim Spa Massage.

There are 3 areas that make up a great massage. The jets, the jet placement and the seating. The combination of these three aspects set the industry standard for hydrotherapy in a swim spa.



Hydraulically Balanced Massage

E-CLASS JETTING

- Exclusive e-class jets use a Hydraulically balanced mixture of air and water
- Designed to give a balance between a deep and soft tissue massage



Jet Patterns are Ergonomically Placed

JET PLACEMENT

- Designed to work different muscle groups
- Arranged in a pattern to give superior hydrotherapy benefits



Ergonomically Designed Seating

COMFORT WITH YOU IN MIND

- Multi Level seating for people of different heights
- Recessed jetting

Sally Gunnell Former member of the Great Britain's Track and Field Team and Olympic Gold Medalist.

Enjoys their SwimLife Swim Spa with her husband and family at home in the country





Filtration

The Clean & Clear Micro Filtration Water Management System.

Experience the clean, clear micro-filtration system of SwimLife.™ With its unique dual filtration technology you can be assured that our swim spas will provide you with a clean and safe aquatic experience.



Dual Filtration


- Located on either side of the swim spa
- The flow directs debris and oils towards the side of the swim spa for removal by the dual skimmers
- Increases flow rate of water to the pumps

Dual Skimmers NO NEED FOR SKIM NET

- Pulls any debris off the surface water of the swim spa
- Less time cleaning
- More time swimming

Dual Strainer Racks

- Traps large debris before it gets to the pump
- Protects & increases the life of your micro-filter
- Less time cleaning the filter



100 Square Feet of Filtration

- 2 x 50 square foot filters
- Easy access
- Out of contact and sight of the user

ClearStream* - Mineral Based System

1) Natural:

- Minerals are commonly found in drinking water and provide several health benefits

2) Convenient:

- Once the ClearStream system is turned on, there is no regular maintenance or service required

3) Unique:

- Copper: A natural algacide.
- Silver: A natural sanitizer.
- Zinc: A natural water softener

4) Oxidize:

- Ozonator oxidizes the swim spa water

* ClearStream System is optional.

Thermalmax™ Heat Management System

A SwimLife™ Swim spa is Designed for Year Round Enjoyment

Life does not end with the onslaught of winter. The engineering that goes into our SwimLife™ Swim Spa ensures 365 days of fun and fitness. You might feel inclined to spend the winter hibernating but one doesn't invest in a great quality swim spa just to have it closed all winter, right? In fact, one could argue that winter is the ideal season to enjoy your swim spa. Immerse yourself in the benefits of an all season swimming pool, hot tub and exercise pool - all in one, right in your own backyard.



Northern Heat Sync Blanket

MADE FOR THE HARSHTEST CLIMATES

- Reflects the waste heat of the pumps back into the swim spa
- Increases insulation value
- Decreases the need for the swim spa heater




High Temperature Thermal Shield Insulation*

WRAPS THE SWIM TANK

- Foam covers shell and plumbing of the swim spa
- Helps the swim tank retain heat
- Great R-Value


* Optional on the 12ft SwimFun Swim Spa



StormShield Hardcover

**FOR ALL WEATHER
SWIM SPAS**


- Safety locks on all sides
- Locks heat in – keeps cold out
- Heavy duty tapered safety locking cover



Heat Retention System

**USING THERMALMAX
TECHNOLOGY**

- Creates a convection oven in the cabinet
- Utilizes the waste heat that the motors create
- Black plumbing (pipes) absorb the heat created by the swim spa motors
- Insulated Floor



Thermalmax Vents

**TELESCOPIC
VENT CONTROLS**

- Lock the heat in during fall and winter
- Let the motors breathe in the spring and summer to prevent over heating
- Maximize energy efficiency for any season

When choosing a SwimLife Swim spa, the first thing to consider is the swim system. Make sure the system you choose has enough power to deliver the results you want. Consider its use; are an every day athlete or a triathlete or getting a swim spa for family fun. Then look for a swim jet system that provides a smooth turbulence-free swim current and provides a flow rate that is able to produce a current you are comfortable to swimming in.

If you need the ability to "alter" the resistance to allow the swimmer the ability to customize their swim to achieve the desired results you should consider the SwimExpert Swim spa models. Which ever Swimlife Swim spa you and your family choose it will become a way of life.




At a Glance...




MODEL
PLAYSTREAM 12



At a Glance...



MODEL
SWIMSTREAM 14



MODEL
AQUASTREAM 17




MODEL
DUALSTREAM 19



At a Glance...



MODEL
SWIMSTREAM 14



MODEL
AQUASTREAM 17



MODEL
DUALSTREAM 19





MODEL PLAYSTREAM 12



Shell dimension:
150" x 93"
381 cm x 236.22 cm

Height:
48.75"
123.83 cm

Volume:
1,229 US Gal. / 4,670 L

Weight full:
12,277 lbs / 5,570 kg

Weight empty:
1,984 lbs / 900 kg

Size category:
12

Hydrotherapy seating:
9 person

HYDROGUIDE**

12ft. PLAYSTREAM SWIMSPA
This SwimFun swimspa meets or exceeds the energy efficiency standards defined by the state of California.

N. American Wattage / 100 Gallons: 14.85 W

AMBIENT OUTDOOR TEMPERATURE:	MONTHLY COST:
LOW: 45° F / 7° C	\$45.00
HIGH: 75° F / 24° C	\$21.02

Europe Wattage / Cubic Metres: 42.25 W

** Ratings based on a portable Hot Tub or Swim Spa with a cabinet calculated using Hydro Rates from Mississauga, Ontario Canada.



MODEL SWIMSTREAM 14



Shell dimension:
174" x 93"
441.96 cm x 236.22 cm

Height:
52.75"
133.99 cm

Volume:
1,900 US Gal. / 7,220 L

Weight full:
18,445 lbs / 8,369 kg

Weight empty:
2,532 lbs / 1,149 kg

Size category:
14

Hydrotherapy seating:
2 person

HYDROGUIDE

14ft. SWIMTREAM (SWIMSPA)

This SwimFit swimspa meets or exceeds the energy efficiency standards defined by the state of California.

N. American Wattage / 100 Gallons: 15.07 W

**

AMBIENT OUTDOOR TEMPERATURE:	MONTHLY COST:
LOW: 45° F / 7° C	\$47.12
HIGH: 75° F / 24° C	\$21.27

Europe Wattage / Cubic Metres: 43.64 W

** Ratings based on a portable Hot Tub or Swim Spa with a cabinet calculated using Hydro Rates from Mississauga, Ontario Canada.

MODEL SWIMSTREAM 14



Shell dimension:

174" x 93"

441.96 cm x 236.22 cm

Height:

52.75"

133.99 cm

Volume:

1,900 US Gal. / 7,220 L

Weight full:

18,445 lbs / 8,369 kg

Weight empty:

2,532 lbs / 1,149 kg

Size category:

14

Hydrotherapy seating:

2 person

HYDROGUIDE **

14ft. SWIMSTREAM (SWIMSPA)

This SwimExpert swimspa meets or exceeds the energy efficiency standards defined by the state of California.

AMBIENT OUTDOOR TEMPERATURE:

LOW: 45° F / 7° C

HIGH: 75° F / 24° C

MONTHLY COST:

\$52.60

\$24.60


N. American Wattage / 100 Gallons: 15.50 W

Europe Wattage / Cubic Metres: 44.54 W

** Ratings based on a portable Hot Tub or Swim Spa with a cabinet calculated using Hydro Rates from Mississauga, Ontario Canada.



MODEL AQUASTREAM 17



Shell dimension:

210" x 93"
533.40 cm x 236.22 cm

Height:

52.75"
133.99 cm

Volume:

2,400 US Gal. / 9,120 L

Weight full:

22,990 lbs / 10,431 kg

Weight empty:

2,890 lbs / 1,311 kg

Size category:

17

Hydrotherapy seating:

2 person

HYDROGUIDE **

17ft. AQUASTREAM (SWIMSPA)

This SwimFit swimspa meets or exceeds the energy efficiency standards defined by the state of California.


AMBIENT OUTDOOR TEMPERATURE:	MONTHLY COST:
LOW: 45° F / 7° C	\$58.60
HIGH: 75° F / 24° C	\$26.46

N. American Wattage / 100 Gallons: 15.07 W

Europe Wattage / Cubic Metres: 43.56 W

** Ratings based on a portable Hot Tub or Swim Spa with a cabinet calculated using Hydro Rates from Mississauga, Ontario Canada.

MODEL AQUASTREAM 17



Shell dimension:

210" x 93"
533.40 cm x 236.22 cm

Height:

52.75"
133.99 cm

Volume:

2,400 US Gal. / 9,120 L

Weight full:

22,990 lbs / 10,431 kg

Weight empty:

2,890 lbs / 1,311 kg

Size category:

17

Hydrotherapy seating:

2 person

HYDROGUIDE**		
17ft. AQUASTREAM (SWIMSPA) <small>This SwimExpert swimspa meets or exceeds the energy efficiency standards defined by the state of California.</small>	AMBIENT OUTDOOR TEMPERATURE:	MONTHLY COST:
	LOW: 45° F / 7° C	\$58.60
	HIGH: 75° F / 24° C	\$26.46
N. American Wattage / 100 Gallons: 15.50 W		Europe Wattage / Cubic Metres: 44.54 W

** Ratings based on a portable Hot Tub or Swim Spa with a cabinet calculated using Hydro Rates from Mississauga, Ontario Canada.



MODEL DUALSTREAM 19



Shell dimension:
226" x 93"
574.04 cm x 236.22 cm

Height:
52.75"
133.99 cm

Volume:
2076 US Gal. / 7,857 L

Weight full:
21,317 lbs / 9,672 kg

Weight empty:
4,000 lbs / 1,815 kg

Size category:
19

Hydrotherapy seating:
5 person

HYDROGUIDE **

19ft. DUALSTREAM (HOT TUB)

This SwimFit swimspa meets or exceeds the energy efficiency standards defined by the state of California.

N. American Wattage / 100 Gallons: 15 W

AMBIENT OUTDOOR TEMPERATURE:	MONTHLY COST:
LOW: 45° F / 7° C	\$14.72
HIGH: 75° F / 24° C	\$6.65

Europe Wattage / Cubic Metres: 39.56 W

HYDROGUIDE **

19ft. DUALSTREAM (SWIMSPA)

This SwimFit swimspa meets or exceeds the energy efficiency standards defined by the state of California.

N. American Wattage / 100 Gallons: 15.07 W

AMBIENT OUTDOOR TEMPERATURE:	MONTHLY COST:
LOW: 45° F / 7° C	\$49.00
HIGH: 75° F / 24° C	\$22.13

Europe Wattage / Cubic Metres: 43.64 W

** Ratings based on a portable Hot Tub or Swim Spa with a cabinet calculated using Hydro Rates from Mississauga, Ontario Canada.

MODEL DUALSTREAM 19



Shell dimension:

226" x 93"

574.04 cm x 236.22 cm

Height:

52.75"

133.99 cm

Volume:

2,076 US Gal. / 7,857 L

Weight full:

21,317 lbs / 9,672 kg

Weight empty:

4,000 lbs / 1,815 kg

Size category:

19

Hydrotherapy seating:

5 person

HYDROGUIDE **

19ft. DUALSTREAM (HOT TUB)

This SwimExpert swimspa meets or exceeds the energy efficiency standards defined by the state of California.

N. American Wattage / 100 Gallons: 15 W

AMBIENT OUTDOOR TEMPERATURE:

LOW: 45° F / 7° C

HIGH: 75° F / 24° C

MONTHLY COST:

\$14.72

\$6.65

Europe Wattage / Cubic Metres: 39.56 W

HYDROGUIDE **

19ft. DUALSTREAM (SWIMSPA)

This SwimExpert swimspa meets or exceeds the energy efficiency standards defined by the state of California.

N. American Wattage / 100 Gallons: 15.50 W

AMBIENT OUTDOOR TEMPERATURE:

LOW: 45° F / 7° C

HIGH: 75° F / 24° C

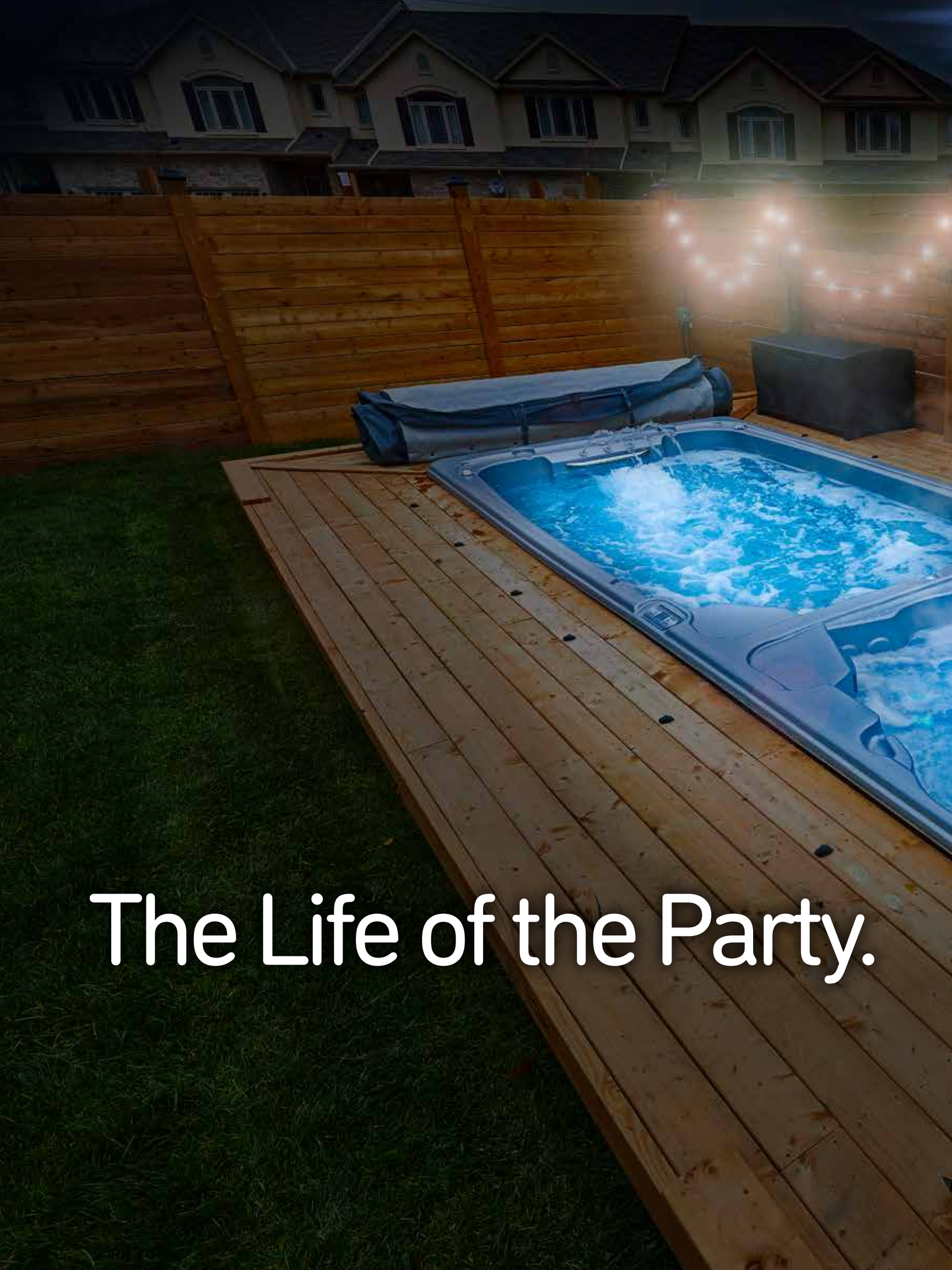
MONTHLY COST:

\$49.00

\$22.13

Europe Wattage / Cubic Metres: 44.54 W

** Ratings based on a portable Hot Tub or Swim Spa with a cabinet calculated using Hydro Rates from Mississauga, Ontario Canada.



The Life of the Party.



Personalise Your Swimlife™ Swim Spa.

Shell Options*



* Colors on a printed brochure are not exact ask your retailer to show you samples.

Everlast Cabinet Options*

Cover Options



1) Floating Cover With Tie Downs

Keeping your swim spa warm and ready for spontaneous usage while conserving energy and staying secure to prevent unwanted debris from entering your swim spa. This should be used as an addition to a hard cover.



2) Insulating Safety Hard Cover

This hard cover option is made from durable marine grade vinyl, when installed in the closed position it completely seals the top of the swim spa for improved energy efficiency.



3) Rollaway Spa Cover

This next generation one-piece spa cover creates a complete seal a top of the swim spa. This locks in the heat, lowering energy consumption and cost. The Rollaway Spa Cover design enables one person to roll the cover off the swim spa in less than 60 seconds, providing immediate access to the swim spa for swimming, aqua fitness and hydrotherapy.

Above Ground Installations Never Looked So Good...

with a SwimLife™ cabinet in either one of three colours. Whether it is a stand alone swim spa or one built into a deck, the SwimLife™ Swim Spa is a perfect addition to any backyard.



SwimSync App**

A smart phone app that is designed as a wireless swim spa control that allows you to pick the water care settings to suit your schedule, adjust filtration, temperature settings and create the ideal swim spa experience from any where in the world.

** May not be exactly as shown & smart phone not included.

Aquatic Rowing Kit

Is a combination of stainless steel oars and resistance bands that attach to swivel anchors allowing you to do the full rowing motion.

48" Wall Mounted Exercise Bar

This can be mounted within the interior of the swim spa and is intended to act as a stabilizing bar for stretching and various other activities. Alternately, the wall mounted exercise bar can be installed on nearby walls for safety purposes as well.



Ez Ultra Pure Ozonator

When mixed with water, ozone is a highly effective oxidizer that assists in removing unwanted contaminants from the swim spa water.

Auxiliary Heater By-Pass Loop

When your installation calls for an auxiliary heater, our swim spas can be built with special plumbing that will easily and reliably allow for addition of the heater. (Includes all of the required plumbing and a check valve for performance and safety).

Solid State Frame

Perfect for any in-ground or indoor installation. The solid state frame provides a sturdy ramework for any customer to attach the decking or stone work material to finish the project.



Galaxy Lighting Upgrade

This upgrade to LED lights offers strategically placed lighting that illuminate all of the top mounted control valves. They are brilliantly colored and sequenced through a range of colors when turned on or can be locked onto one preferred color. These lights are also complemented by LED lights that illuminate the waterfall jet(s) discreetly from behind.



Introducing FORM[®] Swim Goggles* The Future Is Here.



The only swim goggles with a smart display that delivers metrics like split times, distance, and more intelligently, as you swim. The see-through display can be worn over left or right eye. FORM Swim Goggles have a battery life of 16 hours swim time. Developed in collaboration with top competitive swimmers and coaches, the FORM Smart Swim Goggles are the missing piece in every swim spa swimmer's swim bag.

FORM Follows Function...

- THE FITNESS COACH THAT SWIMS WITH YOU.
- OPTICAL DISPLAY SHOWING TIME, DISTANCE AND PACE.
- REAL TIME METRICS.
- MEASURE, TRACK & CUSTOMIZE YOUR WORKOUTS ON THE APP.



Now you can truly understand and take control of your swimming.

* Optional.



The Clear Choice.



ClearStream* is the World's Only Mineral-based Water Purification System that uses Nature's way of Purifying Water.

SwimLife offers the most efficient water purification system in the world to make life simpler.

1) Natural:

- ClearStream significantly reduces the need for chlorine or bromine
- Minerals are commonly found in drinking water and provide several health benefits
- Minerals are always active
- Fewer water changes
- Less pH balancing

2) Convenient:

- Once the ClearStream system is turned on, there is no regular maintenance or service required
- Every ClearStream system is electronically calibrated at the factory so the output is set for each specific SwimLife Swim Spa model
- Remote keypad for Clear Blue Mineral System is located on the cabinet

3) Unique:

- Copper: A natural algacide.
- Silver: A natural sanitizer.
- Zinc: A natural water softener

4) Oxidize:

- With every ClearStream System add the optional Ozonator to oxidize the swim spa water

* ClearStream System is optional.



A photograph of a swimming pool with a bright sun in the sky and a red diagonal line. The sun is a large, bright white circle with a red halo, positioned in the upper right quadrant. A thick red line runs diagonally from the top left towards the middle right. The pool water is a deep blue-green color with ripples and reflections of the sun. The pool's edge is visible as a light-colored concrete or stone border.

Life Is What You Make It.

MODEL

PLAYSTREAM 12

SERIES



SWIMFUN
SWIMSPAS
TO ENJOY LIFE

DIMENSIONS	150 X 93" X 48.75" / 381 CM X 236.22 CM X 123.83 CM
DRY WEIGHT	1,984 LBS / 900 KG
TOTAL FILLED WEIGHT	12,277 LBS / 5,570 KG
TOTAL FILLED VOLUME	1,229 US GAL. / 4,670 L
PUMP 1	2 SPEED 3 HP (EU) / 2 SPEED 4HP (NA)
PUMP 2	2 SPEED 3 HP (EU) / 2 SPEED 4HP (NA)
PUMP 3	-
FILTRATION	1X 50 SQ FT. FILTER
SKIMMER	1X LILY PAD SKIMMER
CLEARSTREAM WATER MANAGEMENT SYSTEM	OPTIONAL
PROGRAMMABLE FILTRATION CYCLES	YES
ULTRA PURE OZONE SYSTEM	OPTIONAL
HYDROTHERAPY SEATING CAPACITY	9 PERSONS
PILLOWS	4
HIGH FLOW CORE STREAM SWIM JETS	2
HIGH FLOW AQUASTREAM SWIM JETS	NO
HIGH PERFORMANCE WIDE STREAM JETS	NO
BACK THERAPY JETS	28
LEG THERAPY JETS	4
ADJUSTABLE THIGH JETS	NO
TOTAL THERAPY JETS	32
WAVE RIDER CONTROL SYSTEM	NO
SWIMFALL WATERFALLS	4
SWIMLIFE WATERFALL LIGHTING	4
CORE STREAM JET LIGHTING	1
UNDERWATER LED SAFETY LIGHTING	2
24" STEEL BAR (SWIM END)	OPTIONAL
STAINLESS STEEL HEATER	1 X 3KW (EU) 1 X 4KW (NA)
ADDITIONAL HEATER	OPTIONAL
NORTHERN HEAT SYNC BLANKET	YES
STORMSHIELD HARD COVER	OPTIONAL
ROLLAWAY SPA COVER	OPTIONAL
ROLLAWAY SPA COVER STORAGE BRACKETS	OPTIONAL
HEAT RETENTION SYSTEM	YES
THERMALAX VENTS	2
AUXILIARY HEATER BYPASS LOOP	OPTIONAL
THERMAL SHIELD INSULATION PACKAGE UPGRADE	OPTIONAL
AQUA FITNESS PACKAGE	OPTIONAL
AQUA ROWING KIT	OPTIONAL
SWIMSYNC APP	OPTIONAL
ACRYLIC COLOURS	SILVER MARBLE
CABINET COLOURS	DRIFTWOOD

MODEL

SWIMSTREAM 14

SERIES



DIMENSIONS	174" X 93" X 52.75" / 441.96 CM X 236.22 CM X 133.98 CM	174" X 93" X 52.75" / 441.96 CM X 236.22 CM X 133.98 CM
DRY WEIGHT	2532 LBS / 1149 KG	2532 LBS / 1149 KG
TOTAL FILLED WEIGHT	18,445 LBS / 8369 KG	18,445 LBS / 8369 KG
TOTAL FILLED VOLUME	1900 US GAL. / 7220 L	1900 US GAL. / 7220 L
PUMP 1	2 SPEED 3 HP (EU) / 2 SPEED 3 HP (NA)	2 SPEED 3 HP (EU) / 2 SPEED 3 HP (NA)
PUMP 2	1 SPEED 4 HP (EU) / 1 SPEED 5 HP (NA)	1 SPEED 4 HP (EU) / 1 SPEED 5 HP (NA)
PUMP 3	-	1 SPEED 4 HP (EU) / 1 SPEED 5 HP (NA)
DUAL FILTRATION	2X 50 SQ FT. FILTERS	2X 50 SQ FT. FILTERS
DUAL SKIMMERS	2X SKIMMERS	2X SKIMMERS
DUAL STRAINER RACKS	2X STRAINERS	2X STRAINERS
CLEARSTREAM WATER MANAGEMENT SYSTEM	OPTIONAL	OPTIONAL
PROGRAMMABLE FILTRATION CYCLES	YES	YES
ULTRA PURE OZONE SYSTEM	OPTIONAL	OPTIONAL
HYDROTHERAPY SEATING CAPACITY	2 PERSONS	2 PERSONS
PILLOWS	2	2
HIGH FLOW CORE STREAM SWIM JETS	1	1
HIGH FLOW AQUASTREAM SWIM JETS	2	NO
HIGH PERFORMANCE WIDE STREAM JETS	NO	2
BACK THERAPY JETS	16	16
LEG THERAPY JETS	4	4
ADJUSTABLE THIGH JETS	2	4
TOTAL THERAPY JETS	22	24
WAVE RIDER CONTROL SYSTEM	NO	YES
SWIMFALL WATERFALLS	3	3
SWIMLIFE WATERFALL LIGHTING	3	3
CORE STREAM JET LIGHTING	1	1
UNDERWATER LED SAFETY LIGHTING	2	2
GALAXY LIGHTING UPGRADE	OPTIONAL	OPTIONAL
24" STEEL BAR (SWIM END)	YES	YES
48" STEEL BAR (LEFT HAND SIDE)	OPTIONAL	OPTIONAL
STAINLESS STEEL HEATER	1 X 3KW (EU) - 1 X 4KW (NA)	1 X 4KW, 1 X 3KW (EU) - 1 X 5.5 KW, 1 X 4KW (NA)
ADDITIONAL HEATER	OPTIONAL	YES
NORTHERN HEAT SYNC BLANKET	YES	YES
STORMSHIELD HARD COVER	OPTIONAL	OPTIONAL
ROLLAWAY SPA COVER	OPTIONAL	OPTIONAL
ROLLAWAY SPA COVER STORAGE BRACKETS	OPTIONAL	OPTIONAL
HEAT RETENTION SYSTEM	YES	YES
THERMALAX VENTS	2	2
AUXILIARY HEATER BYPASS LOOP	OPTIONAL	OPTIONAL
THERMAL SHIELD INSULATION PACKAGE	YES	YES
AQUA FITNESS PACKAGE	OPTIONAL	OPTIONAL
FORM® SMART SWIM GOGGLES	OPTIONAL	OPTIONAL
AQUA ROWING KIT	OPTIONAL	OPTIONAL
SWIMSYNC APP	OPTIONAL	OPTIONAL
ACRYLIC COLOURS	ALPINE MIST, PURE WHITE, SILVER MARBLE	ALPINE MIST, PURE WHITE, SILVER MARBLE
CABINET COLOURS	DRIFTWOOD, MIDNIGHT, WALNUT	DRIFTWOOD, MIDNIGHT, WALNUT

MODEL

AQUASTREAM 17

SERIES



DIMENSIONS	210" X 93" X 52.75" / 533.40 CM X 236.22 CM X 133.98 CM	210" X 93" X 52.75" / 533.40 CM X 236.22 CM X 133.98 CM
DRY WEIGHT	2,890 LBS / 1,311 KG	2,890 LBS / 1,311 KG
TOTAL FILLED WEIGHT	22,990 LBS / 10,431 KG	22,990 LBS / 10,431 KG
TOTAL FILLED VOLUME	2,400 US GAL. / 9,120 L	2,400 US GAL. / 9,120 L
PUMP 1	2 SPEED 3 HP (EU) / 2 SPEED 3 HP (NA)	2 SPEED 3HP (EU) / 2 SPEED 3HP (NA)
PUMP 2	1 SPEED 4 HP (EU) / 1 SPEED 5 HP (NA)	1 SPEED 4HP (EU) / 1 SPEED 5HP (NA)
PUMP 3	-	1 SPEED 4HP (EU) / 1 SPEED 5HP (NA)
DUAL FILTRATION	2X 50 SQ FT. FILTERS	2X 50 SQ FT. FILTERS
DUAL SKIMMERS	2X SKIMMERS	2X SKIMMERS
DUAL STRAINER RACKS	2X STRAINERS	2X STRAINERS
CLEARSTREAM WATER MANAGEMENT SYSTEM	OPTIONAL	OPTIONAL
PROGRAMMABLE FILTRATION CYCLES	YES	YES
ULTRA PURE OZONE SYSTEM	OPTIONAL	OPTIONAL
HYDROTHERAPY SEATING CAPACITY	2 PERSONS	2 PERSONS
PILLOWS	2	2
HIGH FLOW CORE STREAM SWIM JETS	1	1
HIGH FLOW AQUASTREAM SWIM JETS	2	NO
HIGH PERFORMANCE WIDE STREAM JETS	NO	2
BACK THERAPY JETS	16	16
LEG THERAPY JETS	4	4
ADJUSTABLE THIGH JETS	2	4
TOTAL THERAPY JETS	22	24
WAVE RIDER CONTROL SYSTEM	NO	YES
SWIMFALL WATERFALLS	3	3
SWIMLIFE WATERFALL LIGHTING	3	3
CORE STREAM JET LIGHTING	1	1
UNDERWATER LED SAFETY LIGHTING	2	2
GALAXY LIGHTING UPGRADE	OPTIONAL	OPTIONAL
24" STEEL BAR (SWIM END)	YES	YES
48" STEEL BAR (LEFT HAND SIDE)	OPTIONAL	OPTIONAL
STAINLESS STEEL HEATER	1 X 3KW (EU) - 1 X 4KW (NA)	1 X 4KW, 1 X 3KW (EU) - 1 X 5.5 KW, 1 X 4KW (NA)
ADDITIONAL HEATER	OPTIONAL	YES
NORTHERN HEAT SYNC BLANKET	YES	YES
STORMSHIELD HARD COVER	OPTIONAL	OPTIONAL
ROLLAWAY SPA COVER	OPTIONAL	OPTIONAL
ROLLAWAY SPA COVER STORAGE BRACKETS	OPTIONAL	OPTIONAL
HEAT RETENTION SYSTEM	YES	YES
THERMALAX VENTS	2	2
AUXILIARY HEATER BYPASS LOOP	OPTIONAL	OPTIONAL
THERMAL SHIELD INSULATION PACKAGE	YES	YES
AQUA FITNESS PACKAGE	OPTIONAL	OPTIONAL
FORM® SMART SWIM GOGGLES	OPTIONAL	OPTIONAL
AQUA ROWING KIT	OPTIONAL	OPTIONAL
SWIMSYNC APP	OPTIONAL	OPTIONAL
ACRYLIC COLOURS	ALPINE MIST, PURE WHITE, SILVER MARBLE	ALPINE MIST, PURE WHITE, SILVER MARBLE
CABINET COLOURS	DRIFTWOOD, MIDNIGHT, WALNUT	DRIFTWOOD, MIDNIGHT, WALNUT

MODEL

DUALSTREAM 19

SERIES



DIMENSIONS	226" X 93" X 52.75" / 574.04 CM X 236.22 CM	226" X 93" X 52.75" / 574.04 CM X 236.22 CM
DRY WEIGHT	4,000 LBS / 1,815 KG	4,000 LBS / 1,815 KG
TOTAL FILLED WEIGHT	21,317 LBS / 9,672 KG	21,317 LBS / 9,672 KG
TOTAL FILLED VOLUME	2,076 US GAL. / 7,857 L	2,076 US GAL. / 7,857 L
PUMP 1	SWIM 2 SPEED 3 HP (EU) / SWIM 2 SPEED 3 HP (NA)	SWIM 2 SPEED 3 HP (EU) / SWIM 2 SPEED 3 HP (NA)
PUMP 2	SWIM 1 SPEED 4 HP (EU) / SWIM 1 SPEED 5 HP (NA)	SWIM 1 SPEED 4 HP (EU) / SWIM 1 SPEED 5 HP (NA)
PUMP 3		SWIM 1 SPEED 4 HP (EU) / SWIM 1 SPEED 5 HP (NA)
HOT TUB PUMP 1	SPA 2 SPEED 3HP (EU) / SPA 2 SPEED 3HP (NA)	SPA 2 SPEED 3 HP (EU) / SPA 2 SPEED 3 HP (EU)
DUAL FILTRATION	2X 50 SQ FT. FILTERS / HOT TUB 1X 50 SQ FT	2X 50 SQ FT. FILTERS / HOT TUB 1X 50 SQ FT
DUAL SKIMMERS	2X SKIMMERS	2X SKIMMERS
DUAL STRAINER RACKS	2X STRAINERS	2X STRAINERS
CLEARSTREAM WATER MANAGEMENT SYSTEM	OPTIONAL - ON SWIM SPA SIDE ONLY, NOT AVAILABLE ON HOT TUB SIDE	OPTIONAL - ON SWIM SPA SIDE ONLY, NOT AVAILABLE ON HOT TUB SIDE
PROGRAMMABLE FILTRATION CYCLES	YES	YES
ULTRA PURE OZONE SYSTEM	OPTIONAL	OPTIONAL
HYDROTHERAPY SEATING CAPACITY	4 PERSONS	4 PERSONS
PILLOWS	4	4
HIGH FLOW CORE STREAM SWIM JETS	1	1
HIGH FLOW AQUASTREAM SWIM JETS	2	NO
HIGH PERFORMANCE AQUASTREAM JETS	NO	2
BACK THERAPY JETS	0	0
LEG THERAPY JETS	0	0
ADJUSTABLE THIGH JETS	2	4
TOTAL THERAPY JETS	37 (2 SWIM SPA / 35 HOT TUB)	39 (4 SWIM SPA / 35 HOT TUB)
WAVE RIDER CONTROL SYSTEM	NO	YES
SWIMFALL WATERFALLS	3	3
SWIMLIFE WATERFALL LIGHTING	3	3
CORE STREAM JET LIGHTING	1	1
UNDERWATER LED SAFETY LIGHTING	3 (2 SWIM SPA / 1 HOT TUB)	3 (2 SWIM SPA / 1 HOT TUB)
GALAXY LIGHTING UPGRADE	OPTIONAL	OPTIONAL
24" STEEL BAR (SWIM END)	YES	YES
48" STEEL BAR (LEFT HAND SIDE)	OPTIONAL	OPTIONAL
STAINLESS STEEL HEATER	(SWIM) 1X 4KW ((SPA) 1X 4KW (NA) (SWIM) 1X 3KW (SPA) 1X 3KW (EU)	(SWIM) 1 X 5.5 KW, 1 X 4KW - (SPA) 1 X 4KW (NA) (SWIM) 1 X 4KW, 1 X 3KW - SPA) 1 X 3KW (EU)
ADDITIONAL HEATER	OPTIONAL	YES
NORTHERN HEAT SYNC BLANKET	YES	YES
STORMSHIELD HARD COVER	OPTIONAL	OPTIONAL
ROLLAWAY SPA COVER	OPTIONAL	OPTIONAL
ROLLAWAY SPA COVER STORAGE BRACKETS	OPTIONAL	OPTIONAL
HEAT RETENTION SYSTEM	YES	YES
THERMALAX VENTS	2	2
AUXILIARY HEATER BYPASS LOOP	OPTIONAL	OPTIONAL
THERMAL SHIELD INSULATION PACKAGE	YES	YES
AQUA FITNESS PACKAGE	OPTIONAL	OPTIONAL
FORM® SMART SWIM GOGGLES	OPTIONAL	OPTIONAL
AQUA ROWING KIT	OPTIONAL	OPTIONAL
SWIMSYNC APP	OPTIONAL	OPTIONAL
ACRYLIC COLOURS	ALPINE MIST, PURE WHITE, SILVER MARBLE	ALPINE MIST, PURE WHITE, SILVER MARBLE
CABINET COLOURS	DRIFTWOOD, MIDNIGHT, WALNUT	DRIFTWOOD, MIDNIGHT, WALNUT



We Bring Life To The World.

At SwimLife™ we are determined to improve the lives of our customers worldwide with the promise of leading edge technology and offering a different approach to owning a SwimLife™ Swim spa.

We want to be seen as the brand spearheading innovations in swim spa technology, like our hydraulically balanced plumbing which ensures the correct water pressure to the hydrotherapy jets. Our WaveRider control offers the user finger tip control of the swim current from inside the swim area.

SwimLife™ is in the swim spa business for life and the only way to ensure success is to produce, offer and innovate the highest quality swim spas possible.

SwimLife Retailers Can Be Found Around The World...

USA Retailers:

Arizona
California
Colorado
Florida
Hawaii
Ohio
Michigan
Minnesota
Missouri
Montana
Nevada
Oregon
Utah
Virginia
Wisconsin

Canadian Retailers:

Alberta
British Columbia
Manitoba
Ontario
Quebec
Saskatchewan

European Retailers:

Norway
Benelux
France
Italy
United Kingdom
Sweden

South American Retailers:

Brazil
Chile







SWIMLIFE
SWIMSPAS
FOR AN EXTRAORDINARY LIFE

